

**G R E A T**  
**LEARNING**



# **LEARNING STYLES REVISION**



# What is my learning Style?

<p><b>When I go shopping for clothes, I tend to:</b></p> <p><i>a) imagine what they would look like on</i></p> <p><i>b) discuss them with the shop staff</i></p> <p><i>c) try them on and test them out</i></p>	<p><b>When I meet an old friend:</b></p> <p><i>a) I say “it’s great to see you!”</i></p> <p><i>b) I say “it’s great to hear from you!”</i></p> <p><i>c) I give them a hug or a handshake</i></p>	<p><b>If I was buying a new phone, I would:</b></p> <p><i>a) read reviews in newspapers and Magazines/online</i></p> <p><i>b) discuss what I need with my friends</i></p> <p><i>c) try lots of different types in the shop</i></p>
<p><b>When I am learning a new skill, I am most comfortable:</b></p> <p><i>a) watching what the teacher is doing</i></p> <p><i>b) talking through with the teacher exactly what I’m supposed to do</i></p> <p><i>c) giving it a try myself and work it out as I go</i></p>	<p><b>If I am choosing food off a menu, I tend to:</b></p> <p><i>a) imagine what the food will look like</i></p> <p><i>b) talk through the options in my head or with my partner</i></p> <p><i>c) imagine what the food will taste like</i></p>	<p><b>When I listen to a band, I can’t help:</b></p> <p><i>a) watching the band members and other people in the audience</i></p> <p><i>b) listening to the lyrics and the beats</i></p> <p><i>c) moving in time with the music</i></p>

# What is my learning Style?

<b>When I concentrate, I most often:</b> <i>a) focus on the words or the pictures in front of me</i> <i>b) discuss the problem and the possible solutions in my head</i> <i>c) move around a lot, fiddle with pens and pencils and touch things</i>	<b>When I am anxious, I:</b> <i>a) visualise the worst-case scenarios</i> <i>b) talk over in my head what worries me most</i> <i>c) can't sit still, fiddle and move around constantly</i>	<b>Most of my free time is spent:</b> <i>a) watching television</i> <i>b) talking to friends</i> <i>c) doing physical activity or making things</i>
--	---	--

Now add up how many A's, B's and C's you selected.

A's =

B's =

C's =

If you chose:

mostly A's you have a VISUAL learning style.


mostly B's you have an AUDITORY learning style.

mostly C's you have a KINAESTHETIC learning style.

You can now choose the revision  
methods that suit you!




Visual



Auditory



Kinaesthetic



# Visual Learners:

Interlocking circles

Posters

Timeline

Spider diagrams

Annotation


Ideas Storm

Mind maps

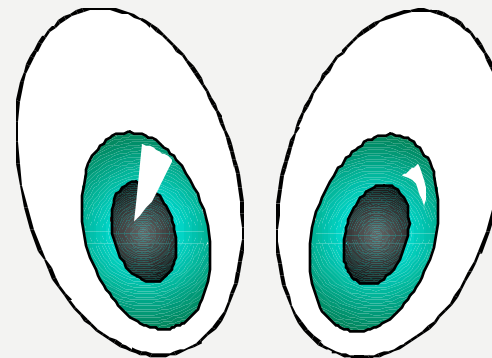


# Mind Maps

Can connect  
ideas



Make ideas  
visual

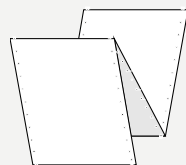


**The Advantages of**

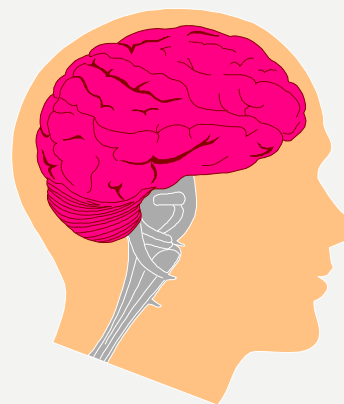


**Learning Maps**

All on one  
page



Brainstorm



Can  
replace  
notes



# Ideastorm

Available ?

Clean ?

Renewable ?

Industries  
that use  
them.

Waste  
products?



Energy  
Source

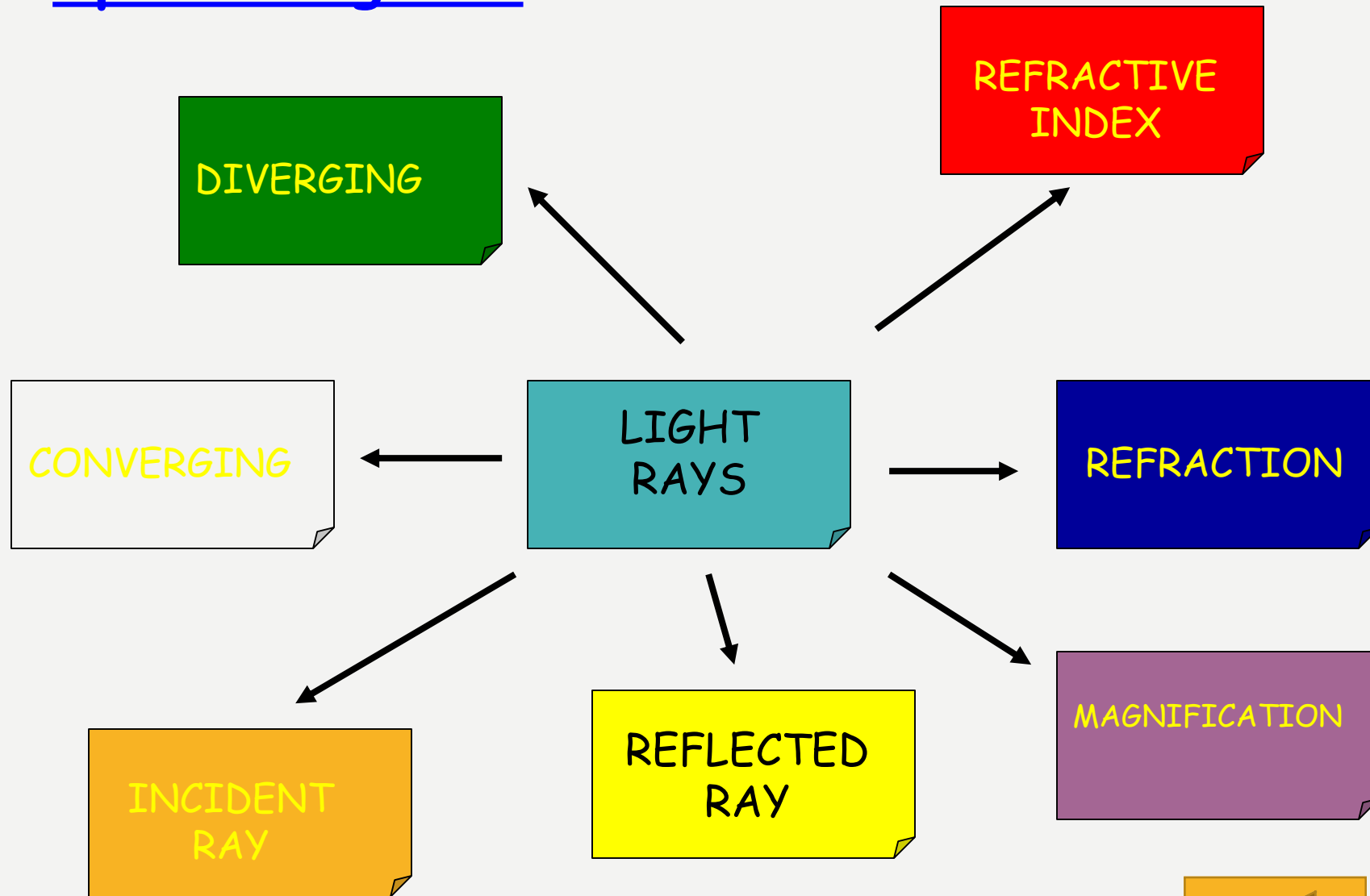
Non-  
Renewable?

Environmentally  
friendly ?






# Spider diagrams

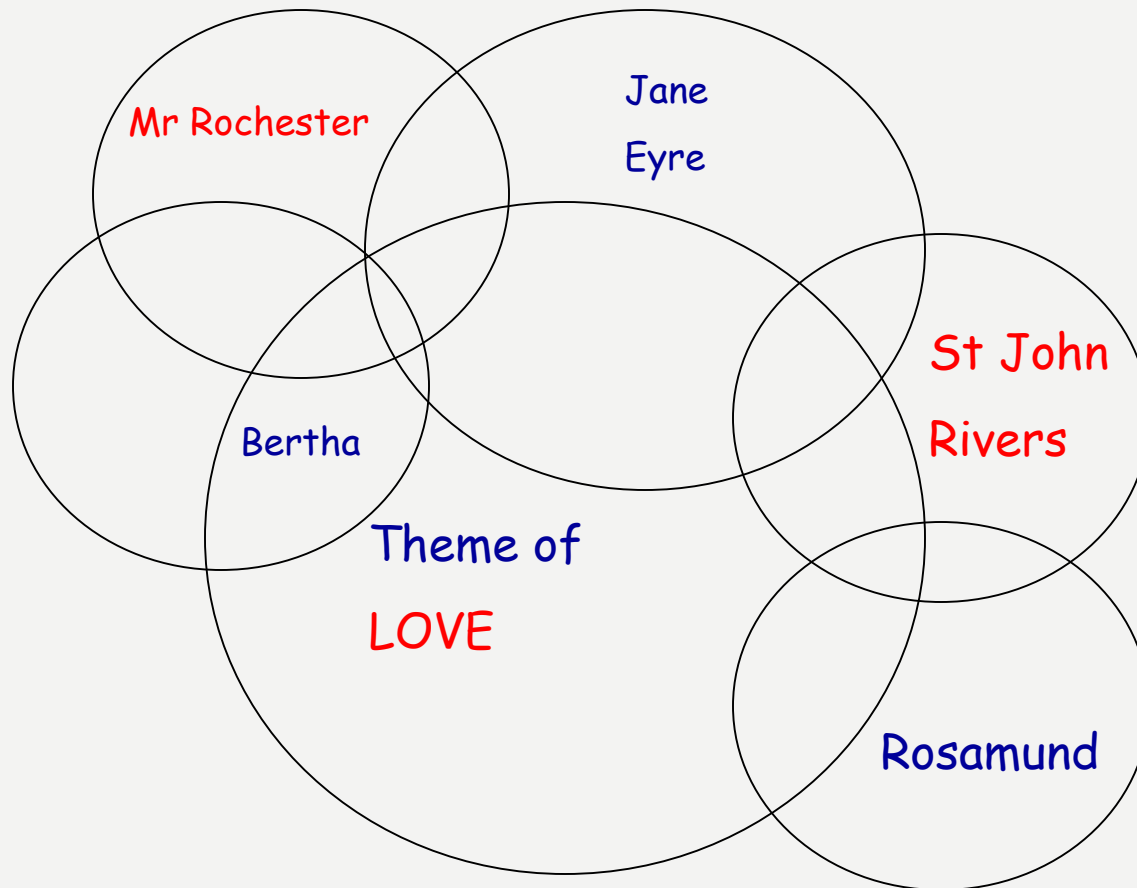


# Time Line



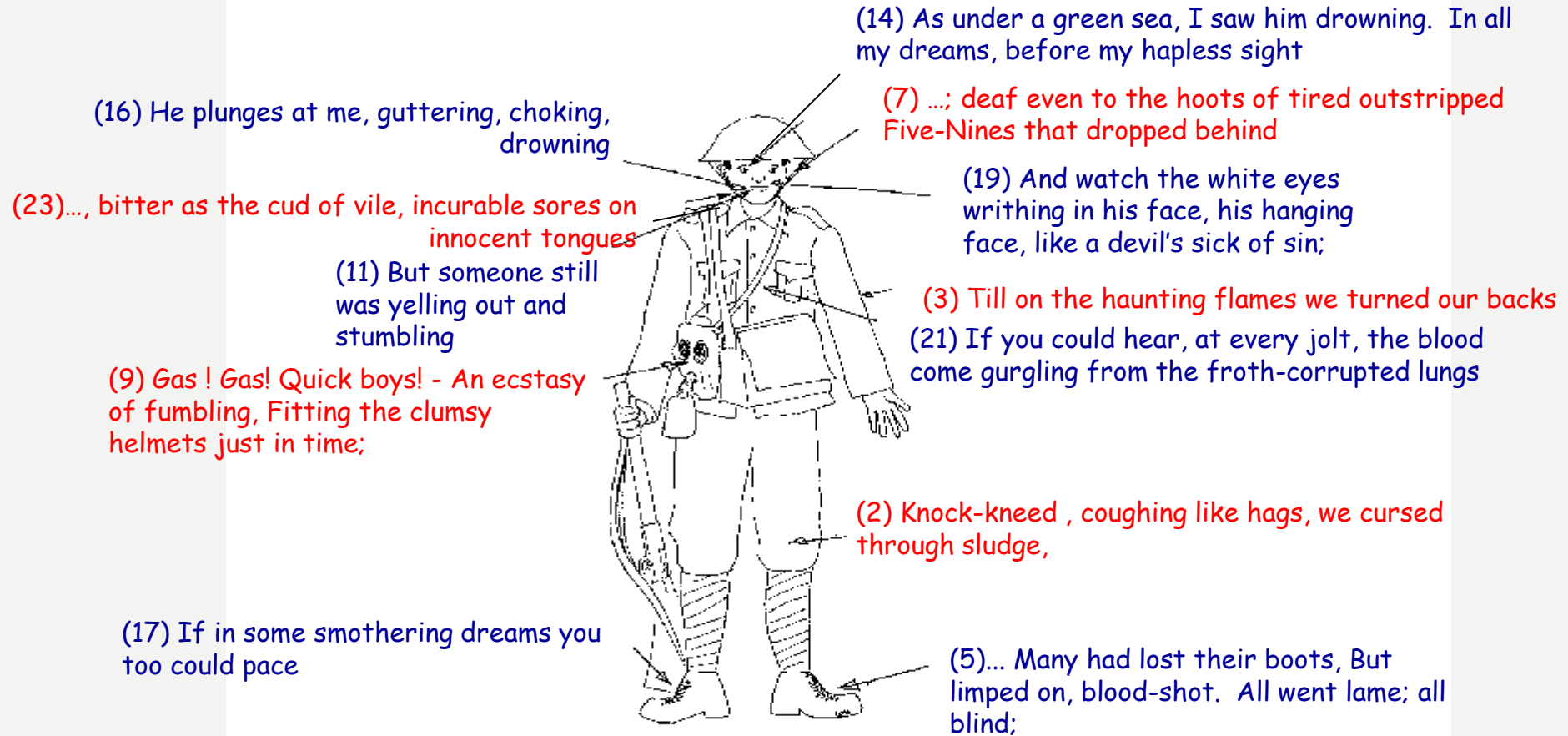
# Interlocking circles

CHARACTERS CONNECTED BY THE THEME OF LOVE IN JANE EYRE



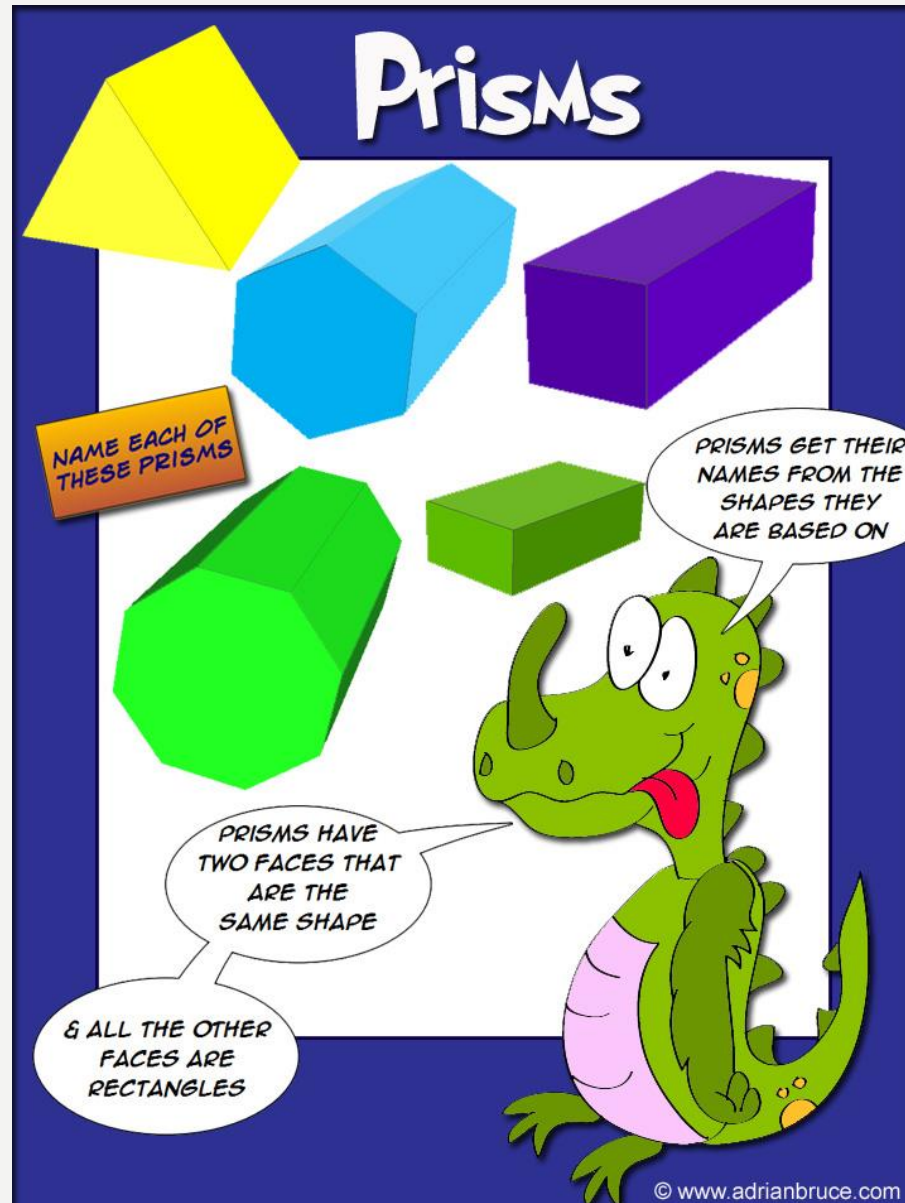
# Annotation

## Dulce et Decorum Est by Wilfred Owen



(27) The old lie : Dulce et Decorum est Pro Patria Mori





## Posters

Summarise  
keywords and  
information

Ideal for  
decorating  
bedroom walls,  
the toilet  
or fridge!



# **Auditory Learners:**

**Record ideas**

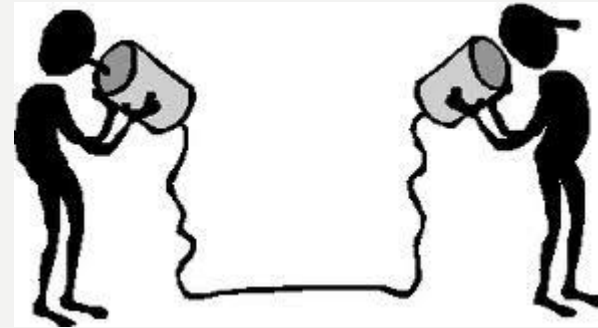
**Say keywords aloud**

**Tell another person**

**Make a presentation**

**Mnemonic**

**Play quiet, relaxing music linked to the topic**



# Make a presentation



## Record ideas



There are podcasts  
on the VLE !





# Say keywords aloud

*photosynthesis!*  
*This is when...*



# Mnemonic


Create a tongue twister to sum up the key ideas from a topic - For example:

Macbeth murdered many men madly

Richard Of York Gave Battle In Vain

OR

Create a poem using words or phrases which need to be remembered.



# **Kinesthetic Learners:**

**Walk n' talk**

**Draw a story board**

**Make a model**

**Role play/ Drama**

**Write it down**

**Make Cue/Flash cards**

**Doodle**

**Colour it**



# Flash cards

Make cards with important information written on

Use for:

- memory games
- Pictionary
- Taboo
- Articulate



**PLOT**  
Pip's journey  
to maturity

**CHARACTER**  
Pip - Joe - Magwitch  
- Estella - Miss H

**THEME**  
Love - Growing up  
Ambition - Class

**STYLE**  
Chain image - First  
person narrative -  
Time shifts




## Walk and talk



*This path reminds me  
of the opening Of  
Mice and Men  
because...*


...meaning!



# Make a model





Using play dough, card, Lego,  
cake?!





# Role Play



## WRITE IT DOWN

Your brain has three kinds of memory cells - sound, sight and feel. The best kind of learning occurs when you use all three at the same time. Writing it down does this - you see the words, you say them in your mind as you write them, and you are using your movement as you write them down on the paper.

*At school my friend continually stole my notes.*

*I had to copy them all out again and again.*

*But I had the last laugh - I got an 'A'!*



One tried and tested method is just to **copy out your notes**, by hand, **again and again**. Better still - because it makes you THINK about what you are writing - is **to make a paraphrase of your notes**, then a paraphrase of the paraphrase, and so on, until you have compressed your notes into a series of cryptic **headings**. Not only are these easy to learn, by writing and re-writing the words you have helped to embed them in your brain.





# Draw a Storyboard


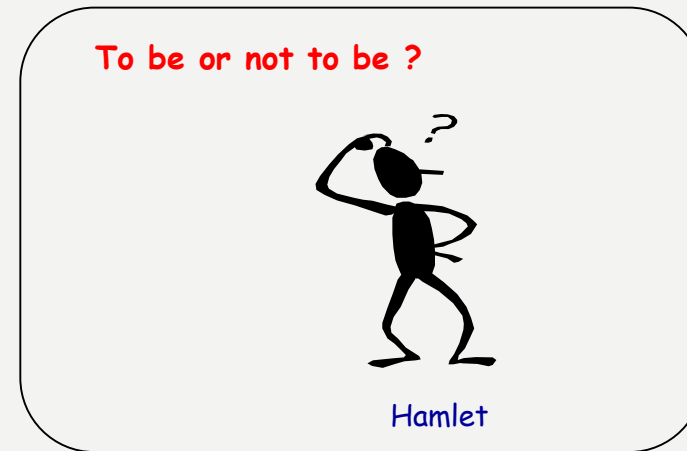
Try sequencing your ideas through drawings on a storyboard. Each sketch shows a key idea or significant moment. You don't have to be an artist. Quick sketches and stick figures are ideal.

## Hamlet

### Act 1 Scene 5



### Act 3 Scene 1



# Doodles

Identify the key points that you wish to learn

Create a drawing to help you fix these key points in your mind

## Verbs

See  
Scowl  
Smell  
Feel  
Eat

Verbs describe movements


twitch

Ear

Nouns are the names of things

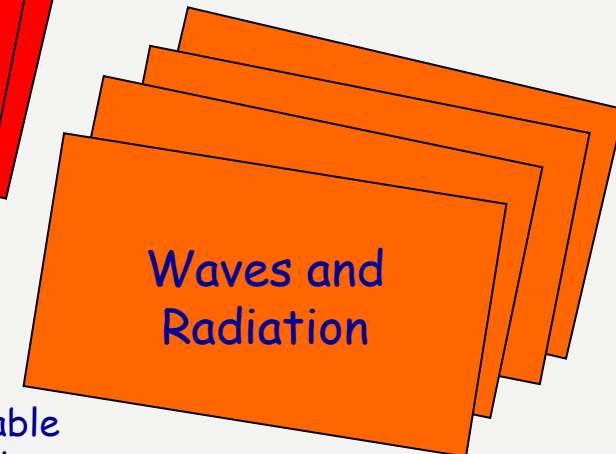
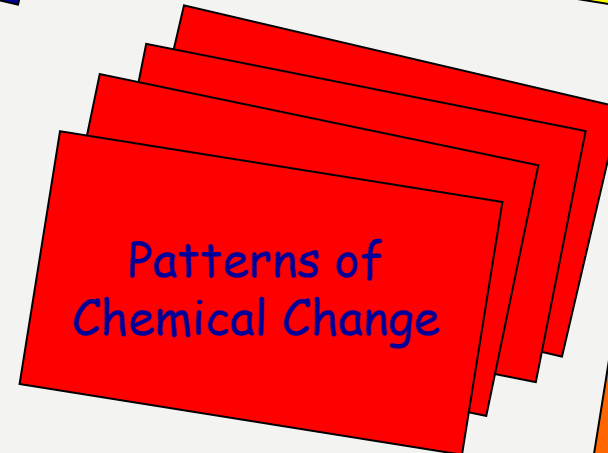

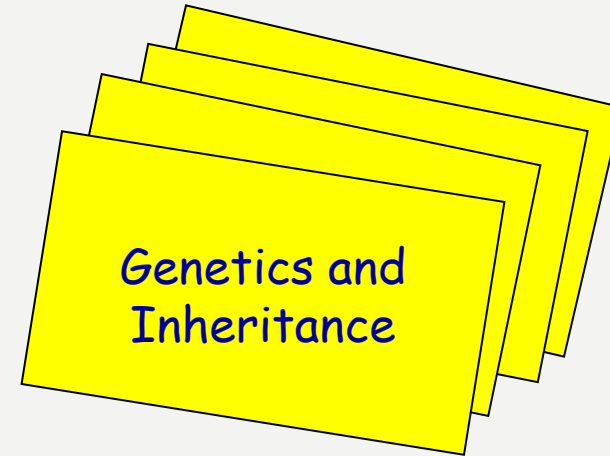
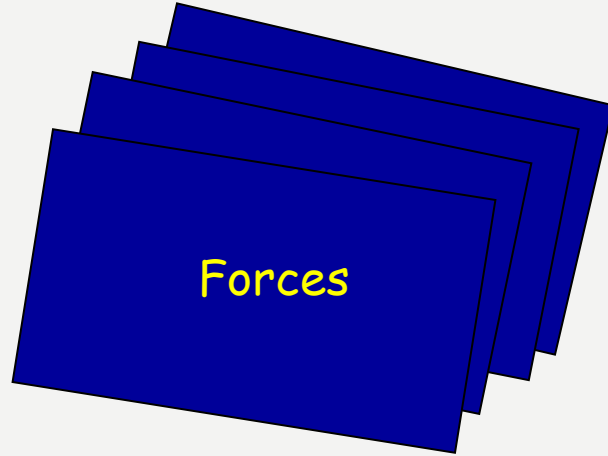
## Nouns

Eye  
Nose  
Whisker  
Mouth



# Colour It

Write key points on  
coloured card or bits  
of coloured paper



Arrange the items on the floor or on a table  
in a way that makes sense to you. Turn the  
pieces of paper over to use as flash cards to  
test yourself

