



Weekly Newsletter

Issue No. 19 | 3rd February 2023

UPCOMING DATES JANUARY/FEBRUARY

Monday 6th
First meeting of Friends of
Stonehenge School (FOSS)
at 6 pm in the atrium

Tuesday 7th
Year 11 - Live n Learn

Wednesday 8th lunch - girls'
compulsory DofE expedition
training in room 79.

Wednesday 8th
Year 11 Group Photographs

Thursday 9th lunch - boys'
compulsory DofE expedition
training in room 79.

Friday 10
HPV Vaccinations

**FEBRUARY
Friday 10th
END OF TERM**

STAFF VACANCIES

We are looking for candidates who would like to join our growing team of staff. We have two vacancies currently within our support team -

EXAMS OFFICER

Required as soon as possible
35 hours per week/39 working weeks per year plus 1 week to cover results week in August.

Permanent Contract

Monday - Friday 8.00am - 3.30pm (30 minutes unpaid lunch)
Wiltshire Council pay grade G Points 12 - 14 , (£12.93 - £13.91 per hour) actual salary £20,728 - £22,305 per annum

TEACHING ASSISTANT

(Temporary Maternity Cover)

Required as soon as possible
31 hours per week/38 working weeks per year (not including TD Days)


Temporary Maternity Cover Contract

Monday - Friday 8.30am - 3.00pm with one day per week finishing at 4.00 pm
(30 minutes unpaid lunch)

Wiltshire Council pay grade E Points 6- 8, (£11.39 - £11.81 per hour) actual salary £15,390 - £15,956 per annum

Further details on both the above jobs can be found on our website via the following link -
<https://www.stonehenge.wilts.sch.uk/vacancies/>





FRIENDS OF STONEHENGE SCHOOL

F O S S

COME ALONG AND JOIN US ON MONDAY 6TH FEBRUARY AT 6.00 PM AND HELP US
SET UP OUR NEW FRIENDS OF STONEHENGE SCHOOL.

OUR FIRST AIM WILL BE FUNDRAISING TO SUPPORT THE SPORTING FACILITIES FOR
THE SCHOOL AND WIDER COMMUNITY.



**FIRST MEETING WILL BE MONDAY 6TH FEBRUARY AT 6.00 PM
COME ALONG AND JOIN US.**

EXAMS TO BE AWARE OF:

NO UPCOMING EXAMS THIS WEEK

On Tuesday all of Year 11 will be involved in revision workshops provided by 'Live N Learn'.

Each student will spend about 2 hours with our outside facilitators helping them to organise their revision and let them know different ways they could tackle preparing for exams. Hopefully they find this useful!



THIS WEEK'S REVISION TIP:

Flashcards using the Leitner System: Start by getting your child to write their own flashcards. When they have written the flashcards, they're sorted into three different boxes: 1, 2 and 3 (or more if they want)

All cards start in Box 1. Do they know all the ones in box one? > Then it moves to Box 2. Do they know all the ones in box two? > Then it goes to Box 3. If they don't know one at any stage then the card goes back to Box 1.

They should learn the cards from Box 1 every day

Then the cards from Box 2 should be practiced every three days

They should learn the cards from Box 3 every five days

FURTHER GUIDANCE [HERE](#)




Another student enterprise activity to raise funds for our charity 'The Dogs Trust'.

On Friday 10th February the student parliament cabinet team will be delivering cards and letters to students who would like to send or receive something for valentine's day.

Posters advertising the event will be posted around school as a reminder next week.

Students can now order roses and valentine's day cards for £1 each

Get ordering and make someone happy on the last day of term



BASKETBALL REPORT- “WARRIORS WIN AGAIN”

The Stonehenge School “Warriors” Basketball Team U16 Boys took on for the second time St Joseph’s Catholic College at Amesbury Sports Centre on Friday with about 100 spectators in fine voice. The team, sponsored by Stonehenge Plumbing and Heating, plan was to dominate defensively their opponents on every inch of the court, be consistent in finishing and be very aggressive in attack from the tip off. An inform starting five of Kane Mia Ria, Joseph Vuki, Henry Sui, Josh Mensah and Maks Kovalenko took to the court. The first period was a one-sided affair with Warriors shutting out the visitors as they went on 6 basket to 0 spree in the first 5 minutes to the delight of the home crowd. Kane Mia Ria and Henry Sui between them scored 16 points in the first period with the Warriors ending up 22 to 4 ahead at the break. Coach Carter in period 2 and 3 mixed it up and brought on the bench to give game time to the younger members of the squad. Some great play from Joseph Flynn, Stanley Balawakula, Gabriel Potts, Alfie Jones, Benek Loftus, Jack Martin, Xavier Lessey, Nickhil Gurung, Chris Narruhn and intense marking from Aaron Soulsby led to the team outscoring St Joseph’s 14-4 in those periods.

In the final period Coach Carter reset the team again to mix up combinations of players to try to boost the score even more. The Warriors in this period went on a “rampage” of 18 to 2 points playing some outstanding basketball with Benek Loftus and Joseph Flynn scoring well and Henry Sui, Kane Mia Ria, Joseph Flynn and Joseph Vuki dominating play at both ends of the court. Overall a much-improved performance from the Warriors with greater consistency in shots and layups leading to a 54-12 win. Warriors are next in action on Wednesday 8th February vs Trafalgar School at home.

Thank you too for our amazing supporters and drummers that created an amazing atmosphere. Remember to follow the Warriors on Instagram (see below)

ST JOSEPH STATS- 27th January 2023										
NAME	SHIRT	POSITION	HEIGHT	FOULS	3's	2's	1's (FT)	TOTAL POINTS	SUPPORTERS RATING / 10	Coach Award
Chis Narruhn	1	Guard	5" 10	0	0	0	0	0	8	
Benek Loftus	2	Forward	6" 6	0	0	3	0	6	8	
Henry Sui	3	Guard	6" 1	1	0	5	0	10	9	Coach Award- Offence
Maks Kovalenko	4	Forward	6" 2	0	0	1	0	2	9	Most Improved Player
Xavier Lessey	6	Guard	5" 10	2	0	0	0	0	8	
Joseph Vuki	7	Forward	6" 0	0	0	3	0	6	9	
Kane Mi-Ria(c)	8	Forward	6" 1	0	0	7	0	14	10	MVP
Stanley Balawakula	9	Forward	6" 0	1	0	1	0	2	8	
Aaron Soulsby	10	Forward	5" 11	0	0	0	0	0	9	
Joseph Flynn	11	Guard	6" 4	1	0	5	0	10	9	
Joshua Mensah	12	Guard	5" 10	0	0	0	0	0	9	Coach Award- Defense
Nickhil Gurung	13	Forward	5" 11	0	0	0	0	0	8	
Jack Martin	14	Guard	5" 11	0	0	0	0	0	8	
Gaibrial Potts	15	Guard	5" 8	0	0	2	0	4	8	
Alfie Jones	16	Guard	5" 10	0	0	0	0	0	8	
TOTALS >>>>				5	0	27	0	54		






**BE A WARRIOR
SUPPORTER!**

**JOIN US AT GAMES!
JOIN US ONLINE!**

**LET'S GO
WARRIORS!**




@STONEHENGWARRIORSBASKETBALL



BIRD WATCH 2023

We will be counting and observing the birds this week so we can take part in the RSPB National Survey. Please sign up by room 49. Free hot chocolate this week ☺



WARNING TO PARENTS RE OMEGLE CHAT SERVICE

It has been brought to our attention by a parent that some students are accessing a chat service called Omegle which is known to have sexually explicit content easily available to them as well as linking them up with total strangers on a one to one basis.

Further details and advice can be found on the following pages.

OMEGLE: A Parent's Guide

OnlineSafety
World

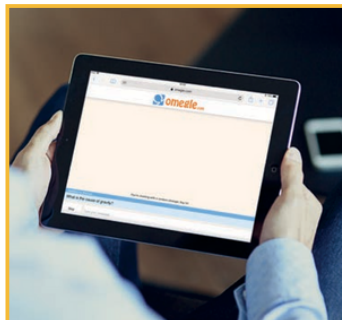


NOS National
Online
Safety



What is Omegle?

Omegle is a free online chat service which pairs random strangers into an online video call or text conversation, without the need to register or create an account. According to Omegle, the service is a great way to meet new friends while staying safe and anonymous, but openly admits that 'predators have been known to use Omegle'.

What does it look like?



© National Online Safety Ltd

This is not a definitive guide. Please always check with any app's support information to see if your security and privacy concerns are addressed.

Main Concerns for Parents



Omegle is not aimed at children

According to the terms and conditions of Omegle, children below the age of 13 years should not use the service but children between 13 and 18 years old can use the site if they ask for permission from their parent or guardian. This level of caution would suggest that Omegle isn't really a service that is suitable for children or young teenagers.

Sexually explicit content

Some people use Omegle so that they can enjoy sexually explicit conversations and share photographs or images with others in a live video call. There is the danger that some of the random people Omegle pairs your child with may have this intention. As well as the risk of seeing others take part in sexually explicit activities, these individuals may also ask your child to do similar things. It is illegal to make, possess, download, store and share sexual images, photos and videos of a person under the age of 18.

Predators target children on Omegle

For a website to openly state on its homepage to be careful because predators have been known to use its service is concerning. According to media reports, in 2017 a couple found their daughter talking to a random man via Omegle who asked the girl questions, such as whether her parents were strict, all while keeping his webcam covered. Predators will typically hide their identity in this way, pretending to be a different age or different person entirely. Due to Omegle's anonymity, events can be very hard to track.

Chats on Omegle can be recorded

Although calls can't be directly saved on Omegle, people can and do use third-party devices and software to record their conversations. As such, even if your child thinks they can do things on Omegle without it being tracked or with no consequences, this is far from the case.

Omegle stores conversations

Although Omegle guarantees anonymity, it can store conversations after they have ended. An internet researcher found that each chat log is saved in Omegle's server after they exit a conversation with someone. Words to this effect may be stated in the company's privacy for those who read it, which means Omegle's promise of anonymity may not be as private as everyone thinks.

Adult Chat

By clicking on the adult chat option, you are taken to an external adult pornography website. While it asks people to confirm that they are 18 when they click on this button, there is no way for Omegle to check for sure whether the individual really is 18 or over. As such, your child could be accessing porn at the click of a button through Omegle.

OMEGLE: Tips for Parents

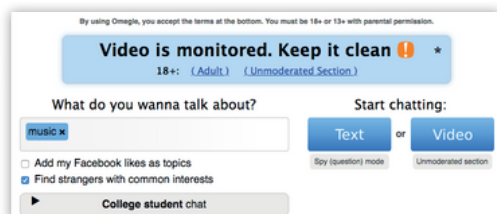


Monitor your child closely

Despite the fact that many teenagers use Omegle, it will feature content that simply isn't designed or appropriate for this age group. If you allow your child to use Omegle, it probably isn't wise to allow them to use it alone. Perhaps sit down and use the service together – that way you can protect them from any potential dangers and react quicker to uncomfortable situations.

Make sure your child only uses the 'moderated' chat

When your child uses the 'moderated' chat option, messages will advise that the 'video is monitored, keep it clean' while on other sections, 'unmonitored' and 'adult', warnings state that potential sexual content may appear instead. The moderated section exists to try and lower the possibility of viewing sexual or inappropriate content but while it's probably safer than the other chat modes things may slip through.



Be mindful

Encourage your children to think critically about the things they see online. Chat about any messages where there is any uncertainty that someone is telling the truth.

Talk to your child about the risks

The following topics are good conversation starters to sit Encourage your children to think critically about the things down and have with your child: they see online. Chat about any messages where there is

- Video calls and messages aren't as private as you think any uncertainty that someone is telling the truth. and can easily be recorded or stored
- The dangers and illegality of sexting underage
- What to do when they see inappropriate content

Learn how to identify bots or 'trolls' on Omegle

• Why it's important not to go on the 'adult chat' or Bots leave automated messages and are often instant 'unmoderated chat' replies that don't relate to the conversation topic. People who use rude or inappropriate language straightaway or type weird messages before you have introduced yourself are quite often internet trolls who want to cause mischief.

Don't give out personal information

It is important that children don't give away personal details, such as their full name, age, address, or phone number to strangers.

Be mindful

Enter relevant interests

Providing genuine interests when starting a chat can increase the chances of your child being paired with someone they have something in common with rather than a bot.

Be ready to disconnect

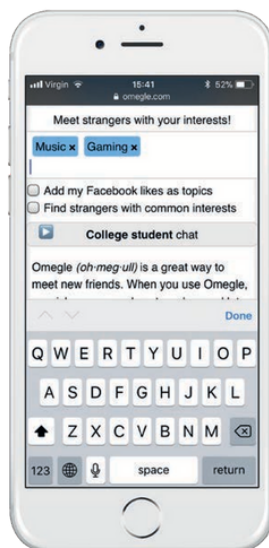
If your child feels uncomfortable during a conversation, reassure them that they can exit a chat. To do this, they can simply disconnect from the session and exit the service or start a conversation with another user.

Be safe

Your child should never agree to meet up with someone they only know online. No matter how friendly they might seem or how well they think they know them, they are still a stranger.

Find an alternative service

Talking to random strangers is always going to be potentially dangerous. There are other online chat services available where it is clear who you are talking to and they are who they say they are.



Sources: <https://www.coventrytelegraph.net/news/coventry-news/omegle-parents-warned-over-dangers-12600722>
<https://www.derbytelegraph.co.uk/news/derby-news/omegle-warning-derby-couple-find-190105>
<https://www.devonlive.com/news/devon-news/what-happens-your-child-uses-261932>
<http://www.bewebmart.com/internet-safety/what-is-omegle-is-it-okay-for-kids/>
https://mhc.com/articles/152072/talking-to-strangers-this-popular-chat-site-is-saving-all-your-messages#_ypjNeplix
<https://www.thinkuknow.co.uk/globalassets/omegle-parents-guide.pdf>