

ON THE ROCKS

WINTER 2022





From the Editor

Another term, another magazine!

September seems a very long time ago, and it was certainly much warmer then than it is today. We've seen a lot of change around the school too; a new Headteacher, more students than we've EVER had before, and ANOTHER new building going up.

This is the longest term of the year, and everyone's ready for the Christmas holiday. And what better way to spend (part) of that holiday than reading the latest issue of On The Rocks?

Remember, we're always looking for contributions for the next issue; if you've got something to say, write it down, send it to us, and see it in the next issue!

A very happy Christmas to you all!

Submissions

Entries can be made using the link on the library homepage or sent to the emails below.

Ask Mr Whinger

For some honest (and forthright) advice

whingeri@stonehenge.wilts.sch.uk

Articles, Short Stories, etc.

You create it - we'll publish it

library@stonehenge.wilts.sch.uk

In this Issue

Ask Mr Whinger	2
Library News	3
Food Rocks	4
Sport Rocks	8
Warhammer Club	10
Bedrock Top Tens	11
Puzzle Page	12

Winter Book Exchange

Our annual book exchange is going ahead again this year and it is wonderful to see so many students being so generous and enthusiastic about sharing stories!

Maths Adventure

On December 1st we took 45 Year 7 students into Salisbury for a maths treasure trial. Working in small teams, students had to race around the city centre finding the answers to 40 questions - a real test of their maths ability, general knowledge and their skills at map reading. All of the students worked incredibly hard and represented The Stonehenge School splendidly. Well done to the winners with 34/40: Harry, Lucas, Caesar, and Blake!

Caesar: "During the maths trip we navigated our way around Salisbury whilst given clues to complete the quiz. Maps were with co-ordinates on and another sheet with questions. The trip was thoroughly enjoyed. Afterwards we completed a maths quiz. The following assembly, the rewards were given out."

Benji: "The maths trip was amazing! It was a roam around Salisbury city centre finding maths clues to solve - there were lots off questions! Back at school Miss Freemantle added up how many questions people got right, while Mr Cornelius did a quiz."

Peyton: "The maths trip was great, I enjoyed walking around Salisbury and working together with my group. The questions were easy and hard and we also had help from teachers. Overall I enjoyed the trip!"

ASK MR WHINGER

Our regular feature where Stonehenge's teacher of Combined Studies, Mr Whinger, answers your questions direct from Room 12A in Lower School. Email your questions to whingeri@stonehenge.wilts.sch.uk or go to his classroom and ask him in person*.

Dear Mr Whinger,

Which sadist chose the chairs for this school? Never in my life have I experienced such crippling pain as I feel in my lessons. I have tried wriggling around, groaning loudly, and melodramatically demanding a cushion, but none of my teachers seem to appreciate the discomfort I am suffering. Please please PLEASE will you demand more comfortable chairs on my behalf? I'm not asking much, but the new range in Ikea does have some nice-looking sofas.

Paige, Year 9

Dear Paige,

Now obviously I have nothing but sympathy for you. That your ridiculous attention-seeking goes unremarked causes ME actual pain. OF COURSE our primary concern is your seated comfort. Perish the thought we should waste money on books when we could be spending it on sofas. Perhaps you could try standing up in lessons instead? I don't know, we were lucky if we had a bench to sit on in my day.

Dear Mr Whinger,

Why does this school continue to spend good money buying new books for the Library? I haven't read all of the old ones yet, nor have any of my friends. It is high time we put a stop to this wastefulness.

Adam, Year 7

Dear Adam,

Just when I think I've heard it all. A COMPLAINT about school buying something. A minute ago it was NOT buying sofas that was the cause of a poorly-structured torrent of outrage. NOW we've got too many books, and many of them unsettlingly NEW. Whatever next! I tell you what, we'll endeavour to limit everyone else's reading to fit in with you. Tell me what you want the Library to consist of- a single copy of Diary Of A Wimpy Kid? A solitary dog-eared Gangster Granny? Is it the end of term yet?

Dear Mr Whinger,

I have an important question about curriculum. Why are we STILL learning Geography? Surely everywhere's been discovered by now? No wonder the Geography teachers are so grumpy- they're probably fed up that the atlas is full and they've got no new ox-bow lakes to look forward to.

Claude, Year 10

Dear Claude,

For once, I'm inclined to actually agree. Once all the coasts have been coloured in blue, the land coloured in green, and North marked on every map, there's not much else to do, is there? This is probably what tipped Ozymandias over the edge.

*But not at break or lunch - he'll be on duty at the croquet lawn

STONEHENGE SCHOOL LIBRARY

News

December '22

PUPIL

We want our school library to be a thriving and engaging place to visit and we want the students to have a real say in how that looks.

SUGGESTION
BOX

VOICE

You can always leave your suggestions for the library with the form linked on the homepage. Use it to request new books and resources, or share ideas.

We now have two year nine students in the library two days a week, working towards the Duke of Edinburgh Award. Here's a message from them about one of their first projects:

On Tuesday's lunch times there will be a club where years 7 and 9 can come to the school library. We will be doing quizzes, Words searches, colour by words and sometimes competitions. If you are willing to join, please write your name on the poster in the library.

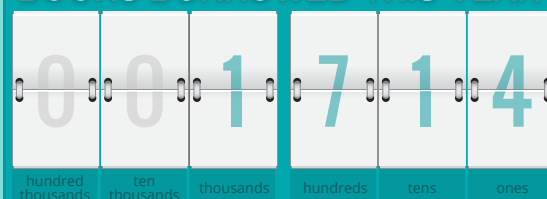
Our library system features specially tailored Junior, Senior and Staff homepages.

Logging into Oliver will take you from the landing screen to these areas with learning links, news & events, book recommendations and more.

Once you've logged in to the library you can also search for and reserve books or leave a rating and review of the books you've been reading

If you're unsure of the system, why not explore? Help is always on offer in the library to anyone who needs it.

BOOKS BORROWED THIS YEAR*



*Figure this time last year: 644

Library statistics this term:

Total Borrowers: 1396
Active Borrowers: 323
Most Active Class: 7HMC
Current Loans: 336
Total Overdue: 184
Total Books: 7,573
New Books: 190




stonehengelibrary



stonehenge.oliverasp.co.uk

FOOD ROCKS



FESTIVE YULE LOG



Equipment:

- Baking tray,
- 2 pieces of parchment,
- Mixing bowls,
- Electric whisk,
- Sieve,
- Wooden spoon,
- Tea towel,
- Saucepan,
- Kettle,
- Measuring spoons,
- Sharp knife,
- Fork

Ingredients:

- 3 eggs
- 85g golden caster sugar
- 85g plain flour (minus 2 tbsp)
- 2 tbsp cocoa powder
- ½ tsp baking powder

For the Filling and Icing:

- 50g butter (plus extra for tin)
- 140g dark chocolate squares
- 1 tbsp golden syrup
- 284ml pot of double cream
- 200g icing sugar (extra to dust)

Method:

- Pre-heat your oven to 170°C. Butter and line a 23 x 32cm swiss roll tin with baking parchment.
- Beat the eggs and golden caster sugar together with an electric whisk for about 8 mins until thick and creamy.
- Weigh out the flour, cocoa powder and baking powder and mix together, then sift into the egg mixture. Fold in very carefully, then pour into the tin. Tip the tin from side to side to spread the mixture into the corners. Bake for 10 mins.
- Lay a tea towel and a sheet of baking parchment on the work surface. When the cake is ready, tip it onto the tea towel and parchment, peel off the lining paper, then roll the cake up from its longest edge with the paper and tea towel inside. Leave to cool.
- To make the icing, melt the butter and dark chocolate together in a bowl over a pan of hot water. Remove from the heat and stir in the golden syrup and 5 tbsp double cream. Beat in the icing sugar until smooth.
- Use an electric whisk to whisk the remaining double cream until it holds its shape.
- Unravel the cake, spread the cream over the top, then carefully roll up again into a log (taking away the baking parchment and tea towel)
- If you would like to make a side branch- cut a thick diagonal slice from one end of the log. Lift the log on to a plate, then arrange the slice on the side with the diagonal cut against the cake to make a branch.
- Place the log on a plate or on the lid of your box/container you are taking it away in. Spread/pipe the icing over the log and branch (don't cover the ends), then use a fork to mark the icing to give the effect of tree bark. Scatter some icing sugar to resemble snow, and decorate with holly leaf and red berries if you wish.



GINGERBREAD

Equipment:

- Baking tray,
- saucepan,
- scales,
- teaspoon,
- tablespoon,
- wooden spoon,
- pan stand,
- mixing bowl,
- Christmas cutters,
- rolling pin,
- cocktail sticks/skewers



Ingredients:

- 100g salted butter
- 3 tbsp golden syrup
- 100g soft brown sugar
- ½ tsp bicarbonate of soda
- 1 tbsp ground ginger
- 1 tsp ground cinnamon
- 225g plain flour (plus extra),
- 50g icing sugar
- 1 bag of sweets to decorate (smarties/jelly tots/ silver balls)





Method:

- Wash hands and make sure ingredients and equipment are out ready. Cut some baking parchment to the size of a baking tray. Heat the oven to 170°C.
- Heat the butter, syrup and sugar together in a pan on a low heat (3) until melted, stirring occasionally. Set aside to cool slightly pan the pan stand.
- Mix together the bicarb, ginger, cinnamon and flour in a mixing bowl.
- Pour in the buttery syrup mixture and stir to combine, then use your hands to bring together to form a dough.
- Roll the dough out using a rolling pin to a thickness of 1cm. Don't roll it out too small as they will burn in the oven!
- Use the cutters to cut to desired shape. You can use a cocktail stick to make eyes and a smiley face if you wish! Lay these on a baking tray and bake these for 10 minutes.
- When they are baked remove from the oven and let them cool on the tray.
- When cool, you can make some icing by just adding drops of water at a time to your icing sugar not making the icing too watery.
- Decorate your gingerbread with your chosen sweets/ decorations.



SPORT ROCKS

**A YEAR OF SUCCESS FOR THE STONEHENGE SPORTING TEAMS,
REPORTED HERE BY THOSE THAT GRABBED THE GLORY.**

The Stonehenge School "Warriors" Basketball Team U16 Boys took on St Joseph's Catholic College at Amesbury Sports Centre on Friday 9th December with about 40 spectators. The team, sponsored by Stonehenge Plumbing and Heating, started slowly with St Joseph's Catholic College (STJCC) dominating play with a big 3 pointer and quick basket to start their account with a stunned home crowd. After a Warriors time out, they responded with the calm nerves of Henry Sui hitting 4 points and then Kane Mia Ria to take the Warriors into the lead. So a very scrappy first quarter with the Warriors just on top at 6-5.

In the second quarter (after some stern words from the Warriors Coach at the break), the Warriors increased their work rate on their defence and moved the ball faster up the court with Joseph Vuki stealing the ball and scoring then Joseph Flynn dominating rebounds at both ends and scoring. Alfie Jones got in on the action with some great movement and then getting a great close range basket and then Aaron Soulsby hitting a great 15 foot jump shot. The Warriors outscored the visitors in the 2nd period 12-7 to take the lead at half time 18-12.

In the 3rd period the visitors struggled to get the ball up the court from the Warriors tight defence but they didn't really capitalise when easy lay ups and shots were missed by many players making it a scrappy affair. The Warriors dug deep after another STJCC 3 pointer, with Kane Mia Ria, Joseph Vuki and Joseph Flynn steadying the ship with excellent game play and lay ups. At the end of the 3rd quarter the Warriors led 28-17.

The 4th quarter was a totally different affair with the Warriors shifting up a gear and taking advantage of the visitors tiring and went on a 11-0 rampage including an enormous 3 point from Henry Sui to send the home supporters wild. When the final buzzer went, the Stonehenge School Warriors had won 39-21. Well done to all the team and thanks to the supporters for coming along to our first game!



NAME	Number	POSITION	HEIGHT	FOULS	3's	2's	1's (FT)	TOTAL POINTS	Coach Award
Joseph Flynn	11	Guard	6" 0	2	0	5	0	10	Most Valuable Player (MVP)
Henry Sui	3	Guard	6" 1	1	1	2	0	7	Game Changer Award
Xavier Lessey	7	Guard	5" 10	0	0	3	0	6	Most Improved Player
Kane Mi-Ria(c)	8	Forward	6" 1	2	0	3	0	6	Game Changer Award
Joseph Vuki	1	Forward	6" 0	0	0	2	0	4	Most Steals Award
Benek Loftus	9	Forward	6" 6	0	0	1	0	2	
Aaron Soulsby	10	Forward	5" 11	0	0	1	0	2	
Alfie Jones	16	Guard	5" 10	0	0	1	0	2	
Stanley Balawakula	2	Forward	6" 0	0	0	0	0	0	
Joshua Mensah	4	Guard	5" 10	0	0	0	0	0	Defence Award
Nickhil Gurung	13	Forward	5" 11	2	0	0	0	0	
Jack Martin	14	Guard	5" 11	0	0	0	0	0	
Gaibrial Potts	15	Guard	5" 8	0	0	0	0	0	
TOTALS >>>				7	1	18	0	39	



"Welcome to the worlds of Warhammer, where legendary heroes and scheming villains clash in unending battle. Dive deep into our stunning fantasy and sci-fi worlds and choose from thousands of stunning miniatures to collect, build, and paint, before fielding them in epic battles..."

...The Warhammer hobby has something for everyone, so whether you like organising and assembling stunning collections, building intricate models to test your creative talents, or you want to show off your artistic skills through painting, it's all here. There's a whole world of gameplay in which you'll make new friends and test your best tactics and strategies against each other."

*Warhammer Alliance Magazine - Games Workshop, 2022

Painting Competition

Space Marine
Intercessor



For this painting challenge, each member of the club was given the same model to paint however they liked. These are the models that were entered for consideration by the panel of judges.

The winning model was from Jonas Duoplys, though the competition was fierce with all these exceptional efforts. Well done everyone!

TOP TEN LISTS FOR BOTH POINTS EARNED AND PROGRESS MADE

These students have performed their weekly Bedrock goals to such a high standard that we'd like to show them off!

YEAR 7

MOST POINTS

1. Peyton Deichmann	2703
2. Thomas Sullivan	1018
3. William Clark	985
4. Blakely Bagley	897
5. Tayfun Dyer	785
6. Elijah Korobasaga	657
7. George Cooper	601
8. Annabella Spangenberg	595
9. Jayan Patel	565
10. Zack Sharps	536

MOST PROGRESS

1. Raphael Potts	450%
2. Eli Purdie	300%
3. Melanie Davies	200%
4. Blakely Bagley	199%
5. Elliott Wallis	199%
6. Phoebe Kerr	86%
7. Ellie Welton	74%
8. Isabella Newton	70%
9. Jones Balawakula	66%
10. Louie Birch	65%

YEAR 8

MOST POINTS

1. Daryl Fernandes	1020
2. Kacper Pekala	745
3. Emily Greening	535
4. Casey Humphreys	438
5. Efa Foncette	421
6. Jasmine Perry	395
7. Lily Regan	385
8. Dylan Torode	379
9. Sophie O'Neill	377
10. Brooke Mason	375

MOST PROGRESS

1. Ashton Wase	1900%
2. Taylor Brown	858%
3. Pippa Slingo	801%
4. Daryl Fernandes	388%
5. Jack Morse	263%
6. Lilly Swann	248%
7. Efa Foncette	204%
8. Osca Williams	194%
9. Callen Venus	188%
10. Ashley Parker-Moore	169%

YEAR 9

MOST POINTS

1. Gracie-Mai Marsh	482
2. Elise Ross	445
3. Millie Walker	401
4. Saikou Sissoho	395
5. Brooke Lewis	395
6. Aaron Hall	388
7. Ellie Pearce	383
8. Corban Blake	376
9. Molly Granfield	368
10. Benjamin Shales	363

MOST PROGRESS

1. Alfie Edens	1560%
2. Ella Guy	316%
3. Millie Walker	310%
4. Sonny-Lee Playford	300%
5. Jack Plummer	226%
6. Franklin Pawlak	207%
7. Henry Sui	187%
8. Ashton Appleby	185%
9. Alysia Pettinger	167%
10. Maisie Rowell	161%

Puzzle Page

Find the words in the puzzle.
Words can go in any direction.
Words can share letters as they
cross over each other.


Alliteration
Charity
Cratchit
Ebenezer
Festive
Gallant
Gaunt
Generosity
Gratitude
Humanity

Humbug
Malevolent
Marley
Metaphor
Presents
Rhyme
Scrooge
Shiny
Snowman
Tree

P	H	U	M	A	N	I	T	Y	H	S	D	V	Y	F
R	Z	A	L	L	I	T	E	R	A	T	I	O	N	E
E	Y	N	I	H	S	N	O	Z	V	Q	K	G	A	S
S	M	P	R	C	O	H	A	R	C	U	V	U	V	T
E	R	A	F	H	P	R	G	M	M	G	O	B	Q	I
N	T	Q	L	A	W	A	R	T	W	L	P	M	F	V
T	S	M	T	E	L	E	R	H	E	O	N	U	H	E
S	E	E	A	L	V	E	T	G	Y	O	N	H	O	C
U	M	N	A	R	E	O	O	I	U	M	F	S	T	H
X	K	N	Z	K	L	O	L	D	H	N	E	S	N	A
Y	T	I	S	O	R	E	N	E	G	C	C	S	U	R
H	V	V	T	C	E	S	Y	V	N	R	T	K	A	I
C	G	N	S	Z	C	W	M	H	T	T	K	A	G	T
G	R	A	T	I	T	U	D	E	H	P	C	D	R	Y
R	E	Z	E	N	E	B	E	C	I	W	R	R	M	C



Help Santa find his way through
the maze to deliver the presents.



Brain Teasers

If it takes 5 elves 5 minutes to
make 5 dolls, how long would it
take 100 elves to make 100 dolls?

What is unusual about the
following words:
revive, banana, grammar, voodoo,
assess, potato, dresser, uneven?

For Christmas, parents buy 16
computer games for their 3
children. The youngest gets $\frac{1}{8}$ of
the games, the middle child gets
 $\frac{1}{4}$ of the games and the oldest
gets $\frac{1}{2}$ of the games.
How many games does each child
receive and how many do the
parents keep?"

Answers:
• 5 minutes
• Place the first letter at the end of the word instead and it'll spell the same word backwards!
• Youngest: 2 games, Middle: 4 games, Oldest: 8 games, Parents: 2 games.

