

Student Guide to Microsoft Teams


What is it?

We are trying to do more distance learning with Microsoft Teams. Teachers can deliver pre-recorded lessons, live lessons, set assignments, take in work and mark work.

It won't happen immediately but hopefully it will increase.

What do I need to access it?

Phone or computer with internet access.

Phone- needs teams app 

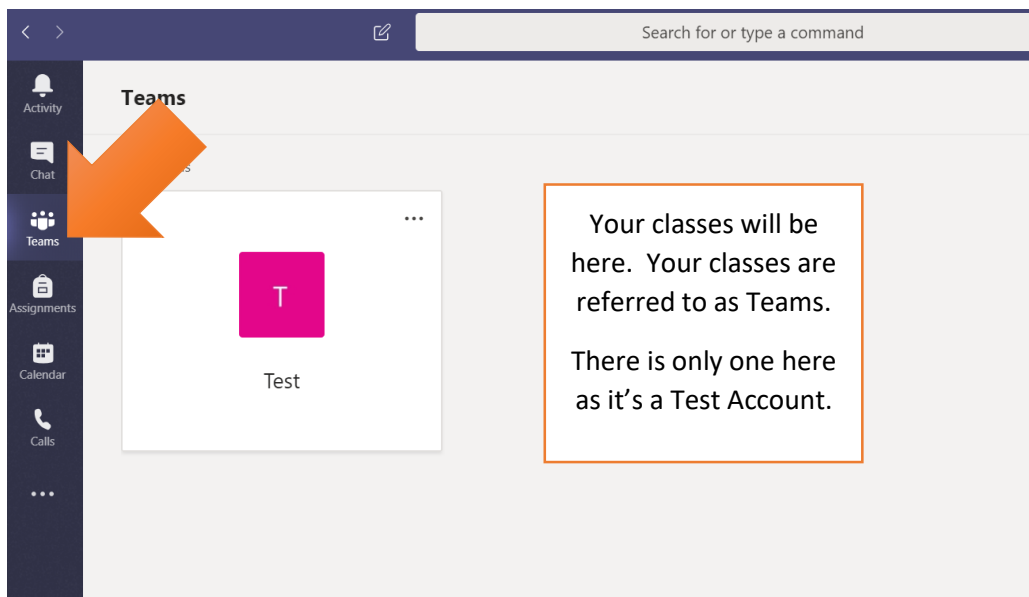
Computer needs browser like Firefox  or Chrome  but is much better on the Teams Desktop App download from here <https://www.microsoft.com/en-gb/microsoft-365/microsoft-teams/download-app>

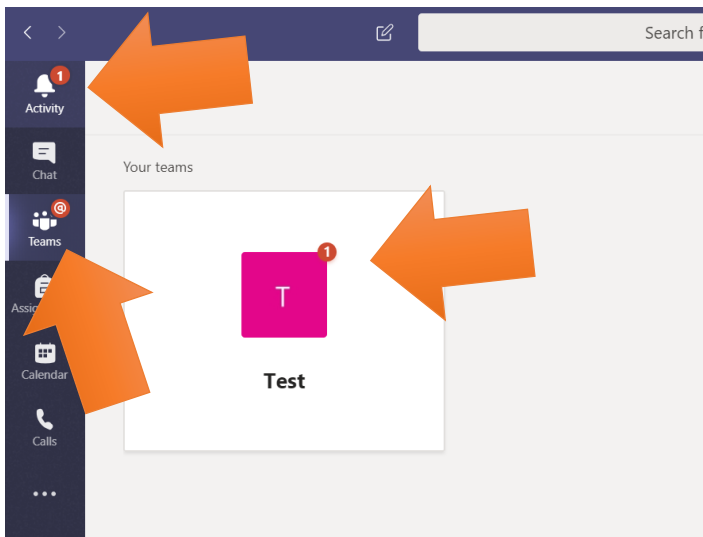
How to login

In teams app use school e-mail username@stonehenge.wilts.sch.uk and school password to login.

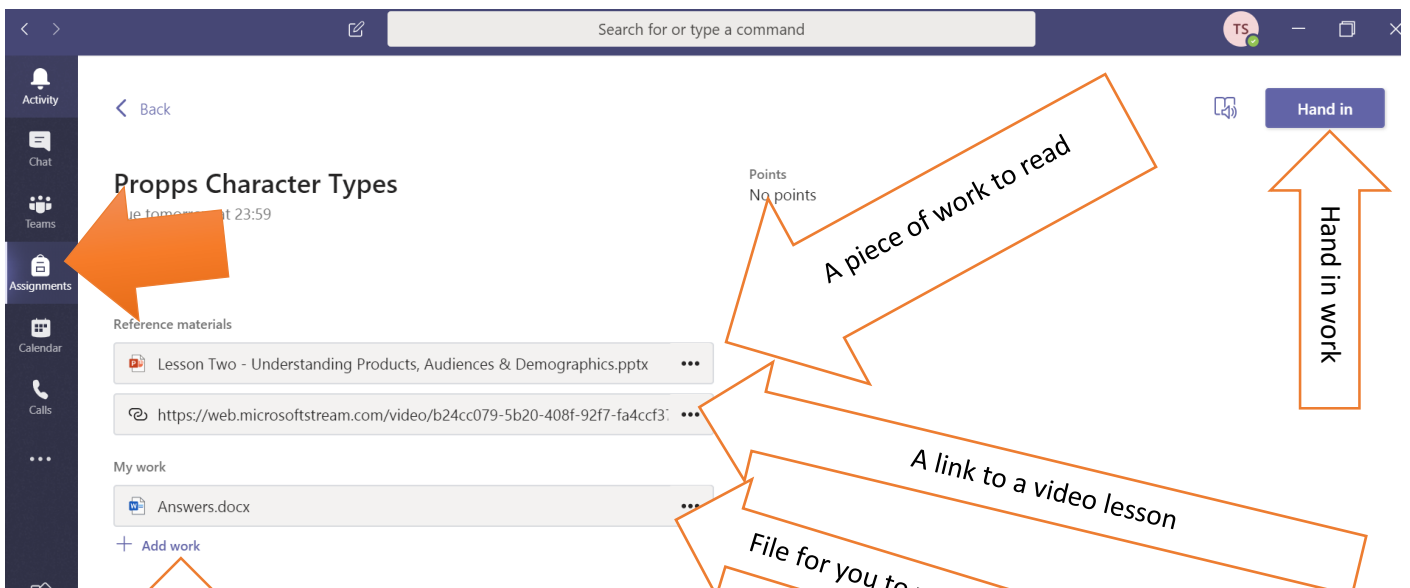
In a browser. Google Microsoft Office 365 Login. Use you school e-mail and password to log in and click on the teams icon. It works better in the App.

What it looks like on the Desktop App (laptop)





You will be notified if there is any work.



A piece of work to read

Hand in work

A link to a video lesson

File for you to write on (Won't always happen)

Click on the + to add any files you need to hand in on your computer

