

## Blended Learning Day

The purpose of the day is to contribute to keeping your family (and you) safer before Xmas, be ready if we unfortunately have to send a year group home to isolate again and to provide you with tools and guidance for being more independent when it comes to your learning.

KS3	KS4
Make sure you have familiarised yourself with Microsoft Teams. Guide attached	Make sure you have familiarised yourself with Microsoft Teams. Guide attached
Complete your Tassomai daily goal for English, Maths and Science.  If you have not registered your account use the code 14P9ZMM8 to register, and then choose your classes in the Account Settings so that you can see all 3 subjects.	Complete your Tassomai daily goal for English, Maths and Science.
Make sure you have completed Bedrock for the week.	Make sure you log into GCSEPod. Try to get the App if you have it on a phone Find all of your exam subjects and familiarise yourself with the content
Read for 30 minutes.	If you have a smartphone download the Adapt revision timetable app so it is ready for when you have exams and an exam timetable
Work on HW set by any of your subjects.	Look at Quizlet <a href="https://quizlet.com/en-gb">https://quizlet.com/en-gb</a> . Sign up for an account if allowed. If you have a smartphone then the app is great. Find some revision flashcards on your subjects.
	Search 'The Leitner Flashcard Method' on Youtube. These videos will help you use flashcards for revision more efficiently
	Work on HW set by any of your subjects.

# Student Guide to Microsoft Teams


## What is it?

We are trying to do more distance learning with Microsoft Teams. Teachers can deliver pre-recorded lessons, live lessons, set assignments, take in work and mark work.

It won't happen immediately but hopefully it will increase.

## What do I need to access it?

Phone or computer with internet access.

Phone- needs teams app 

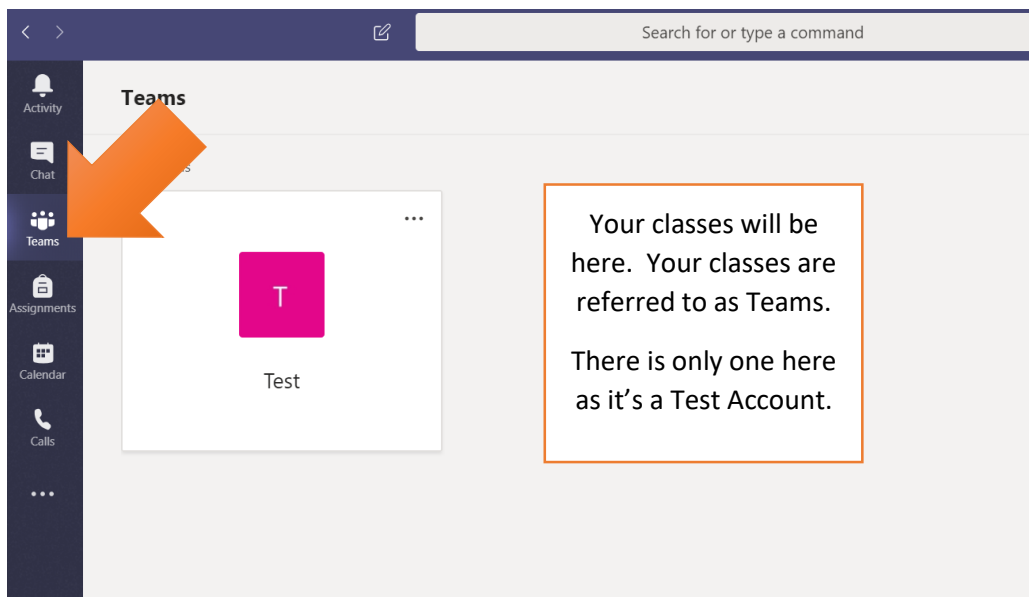
Computer needs browser like Firefox  or Chrome  but is much better on the Teams Desktop App download from here <https://www.microsoft.com/en-gb/microsoft-365/microsoft-teams/download-app>

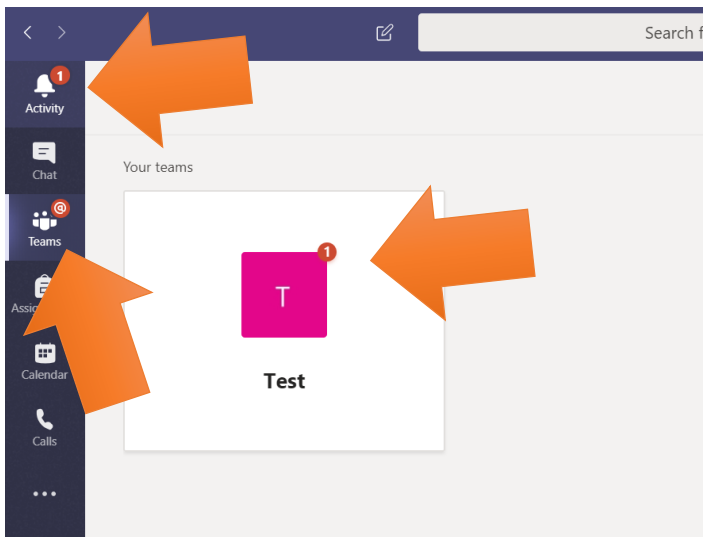
## How to login

In teams app use school e-mail [username@stonehenge.wilts.sch.uk](mailto:username@stonehenge.wilts.sch.uk) and school password to login.

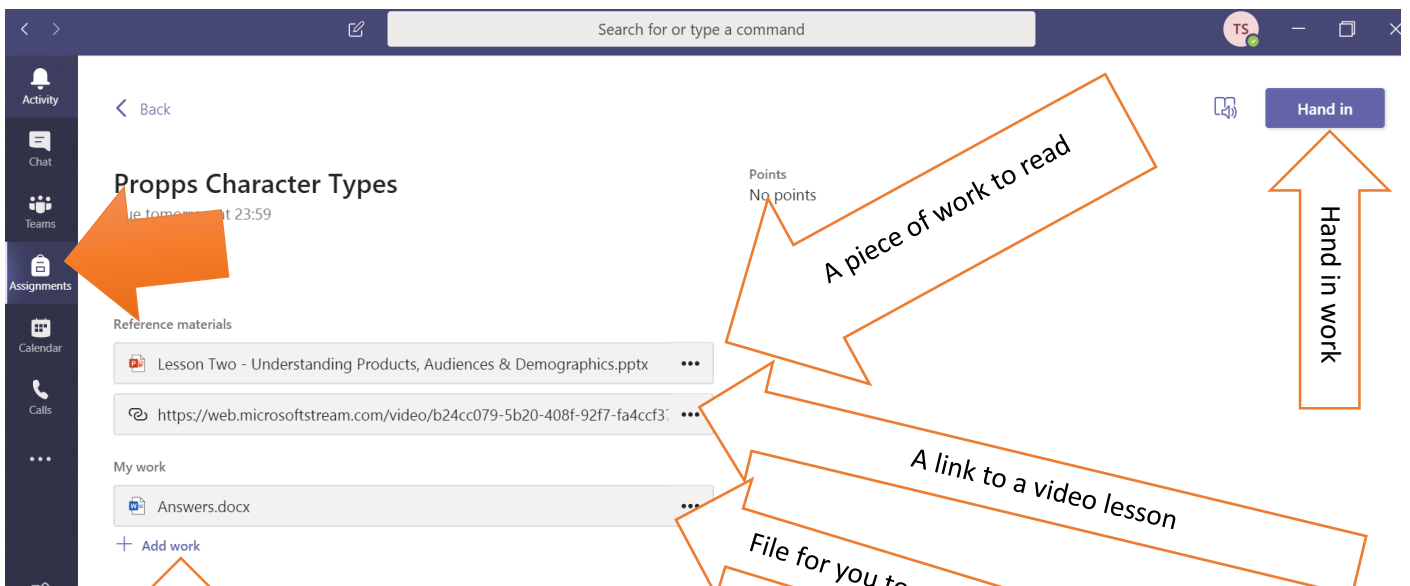
In a browser. Google Microsoft Office 365 Login. Use you school e-mail and password to log in and click on the teams icon. It works better in the App.

## What it looks like on the Desktop App (laptop)





You will be notified if there is any work.



A piece of work to read

Hand in work

A link to a video lesson

File for you to write on (Won't always happen)

Click on the + to add any files you need to hand in on your computer

