


The Stonehenge School



English Department

Year 6 into 7 Transition Booklet



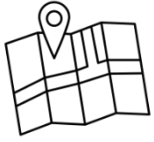
*September is fast approaching, and with it, your time at **The Stonehenge School** will begin. Leaving Primary School and starting at Secondary is usually a big enough change for most children each year- but this year, you have the added challenge of school closure to deal with!*



*We want you to feel secure and ready to join us for the next stage of your education. We definitely do **NOT** want you to be feeling anxious about not being ready for the exciting challenge of Year 7.*

You are more than ready to join us!


*So... to make everything a bit more familiar... here is a bit of information about the **English Department at Stonehenge**.*



LOCATION

All of our classrooms are located upstairs in the Middle School building.

If you get the wrong room in your first few weeks- don't panic! A teacher or a student will always show you where you need to go.



THE LIBRARY



The Library is in the middle of the English classrooms. It has a suite of computers as well as a wide range of fiction books. In Year 7, we usually use Accelerated Reading, (some of you might be familiar with this), where you regularly log onto the PC and take quizzes on the books you have been reading. You will have some of your English lessons in the library, where you will get the chance to read quietly on the comfy seats, change books and complete AR quizzes. Our Librarian, Mrs Macbeth- is really good at helping you to find books you might enjoy reading!



HOMEWORK: BEDROCK LEARNING

We use a homework app called BEDROCK. You will be given a login and password in the first few weeks of joining the school.



When you log in for the first time, you will usually do a vocabulary and comprehension quiz, which will then sort out which topic and unit you start on. With Bedrock, you complete two 'lessons' each week as homework. You will read an extract from a non-fiction text and be asked questions to check your understanding of the meaning and the key vocabulary.




READING

Every lesson (in **all** of the subjects) in Years 7, 8 and 9 begins with 5 minutes quiet reading. We encourage students to have a reading book with them all the time. (That's where the library comes in handy!)



WHAT YOU WILL BE LEARNING

We LOVE reading at The Stonehenge School- so we have a curriculum in Year 7 that allows you to read lots of books. We also love creative writing- and there will be plenty of opportunity to show off your descriptive and story-writing skills. We usually start with a Creative Writing topic in the first couple of weeks while you settle in, as it gives us an idea of the kind of vocabulary you can use, the way you vary your sentences, the way you build up detail etc. After that, we get started on a chunky book. Usually this is 'Harry Potter and the Prisoner of Azkaban', as it is so rich in powerful vocabulary and is a great example of how lots of different storylines are woven together tighter and tighter, until they merge. If you've already read it- that's fine- we are analysing and discussing it, so there will be plenty for you to do. If you haven't read it yet... DON'T READ IT OVER THE SUMMER! Wait. It will be worth it!



Other books that some Year 7s read in class during their first year include: *Holes*- Louis Sachar; *The Boy In The Striped Pyjamas* – John Boyne, *The Graveyard Book* – Neil Gaiman, *A Midsummer Night's Dream*- William Shakespeare



WHAT CAN YOU DO TO GET READY FOR SEPTEMBER?

Firstly.... Lots of reading! Have a go at the Reading Bingo grid: See how many you can cross off! Raffle tickets will be issued in September – one ticket for each square you cross off.

Tickets will be entered into a prize draw for a book-ish prize!

Read a book with an animal (real or imaginary) on the cover	Read a book with a great first line	Read a book that has been made into a film or TV series	Read a book with a colour or number in the title
Read a book set in an interesting or unusual place	Read a FICTION book based around a sport or a sporting event	Read a book written by an author from a different country or culture to your own	Read a book with pictures- that could be read aloud to a younger child
Read a book that was published in the last 12 months	Read a book that is part of a series	Read a science fiction or fantasy book	Read a book with a name in the title
Read a book by a female writer	Read a book by a male writer	Read a book written over 75 years ago	Read a book with a one-word title
Read a book containing mythology	Read a book with a tree on the cover	Re-read a favourite book from childhood	Read a book with a mystery



HOW CAN YOU PROVE YOU HAVE READ THEM THOUGH? (CAN YOU CHEAT?!!)

You will need to keep a record of

- What you have read
- Which box in the table it links to
- What the book is about / what you enjoyed about it.



SECONDLY- HAVE A GO AT SOME CREATIVE WRITING!

Look at the pictures below. Look at the words beneath. (Look up any you are unsure of).

Imagine you are in the location. (Both images are of the same place) Try to describe the place in your own words, using as many of the words from the Vocabulary Bank as you can. Focus on building up a sense of atmosphere. Think about what is making noise/ what is silent/ what is moving/ what is still. Use the checklist for writing to help you. Aim for at least **four** paragraphs.



VOCABULARY BANK

shabby abandoned musty shutters fragments remnant ruined isolation ramshackle
disordered panels vaulted ornate ancient luxurious echoing lingering/lingered floorboard
claustrophobic lonely piano keys iron fragile broken obliterated gaping sooty
mantlepiece suspended decorative carving woodwork plain

Checklist of writing techniques to try to include:

- Powerful vocabulary
- Start a sentence with a simile.
- Use a so-so sentence. Eg *The walls were so damp, so dirty, it was impossible to see the pattern of the wallpaper.*
- Use three adjectives in a list. Eg *Tall, imposing and proud, the ruined portrait hung above the fireplace.*
- Start with an -ing verb eg *Choking with dust, he stumbled forward towards the piano.*
- Start with an -ly adverb eg *Eerily quiet, the silence of the room was deafening.*
- Start with any of the following: *When/ Whilst/ Even though/ Despite/ Whenever/ If/ As*
- Use at least five different punctuation marks accurately
- Use at least three very short sentences of no more than 4 words.

Please remember to bring your creative writing with you in September. Again- raffle tickets will be awarded for any entries.... with the chance to win a prize!

Have a lovely summer – stay safe- and see you in September!!