

G R E A T Learning

**MAKE A REVISION
TIMETABLE**



MAKE A REVISION TIMETABLE

ONLINE – [GETREVISING.CO.UK](http://getrevising.co.uk)

OR

ON PAPER



To make a revision timetable you will need:

- Your exam dates
- Topics/subjects
- To know best time of day for
you to revise
e.g am, afterschool or pm
- Dates of important events
*e.g birthdays, clubs, favourite TV
programmes*


What kind of person are you ?



Some students are early birds.

They will want to use the morning to revise.

Late risers will avoid mornings like the plague !



Night owls will do their best revision in the evenings.

TY

Sun	Mon	Tues	Wed	Thurs	Fri	Sat
20mins <i>Maths</i> <i>Algebra</i>	20mins					
20mins						
20mins						
20mins						

Top Tips for Time Management!

- Give more time for the subjects and topics that you find most difficult. No point spending time on easy topics!
- Remember to build in time to revisit a subject – just before the exam.
- Be prepared to change your plan - you may need more time



REWARD YOURSELF!

- Think MOTIVATION!
- Sticking to your timetable deserves reward!
- Take short breaks between revision
- Revision will help you reach target grades
- Revision will give you confidence for the exam
- GCSEs are the springboard into your future!






ARE YOU A
G R E A T
LEARNER?
REVISER?

NOW YOU ARE READY
FOR YOUR EXAMS!

The Night Before

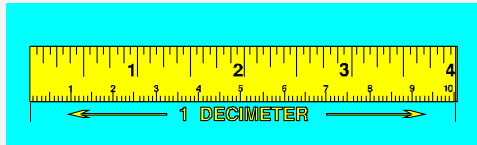


Check your **TIMETABLE**

What time is the exam ? **Where is it ?**


Equipment check

**Pens, pencils, ruler, erasers,
calculator (carry spares)**



Final revision

If you still have work to do then do it immediately, but leave some time at the end of the evening to relax




The Final Countdown

On the day of the exam:

AN EARLY RISE !

Eat breakfast

Allow plenty of time for your journey



Arrive at the exam early!

About 15 minutes early

Check your equipment again

READ THE PAPER


Read all the instructions several times

If you do not understand - **ASK**

Make sure you know how many questions you need to answer


Check to make sure that you have a complete question paper

In each subject your teachers will have given you specific instructions. Remember what they said!



POSITIVE THINKING

I CAN DO THIS!



This is a chance to show everything I have learned

This is my chance to achieve

I am capable of doing very well in this exam

I deserve to do well, because I have worked hard

I know what is expected of me in this exam - Everyone expects me to do my best!

I am well prepared



A

G R E

A

T

