YEAR 11 EXPECTATIONS EVENING

22ND SEPTEMBER 2016

RESULTS 2016





RESULTS 2016

RESULTS 2016

Percentage of pupils who attained five GCSEs grade A* to C including English and Mathematics

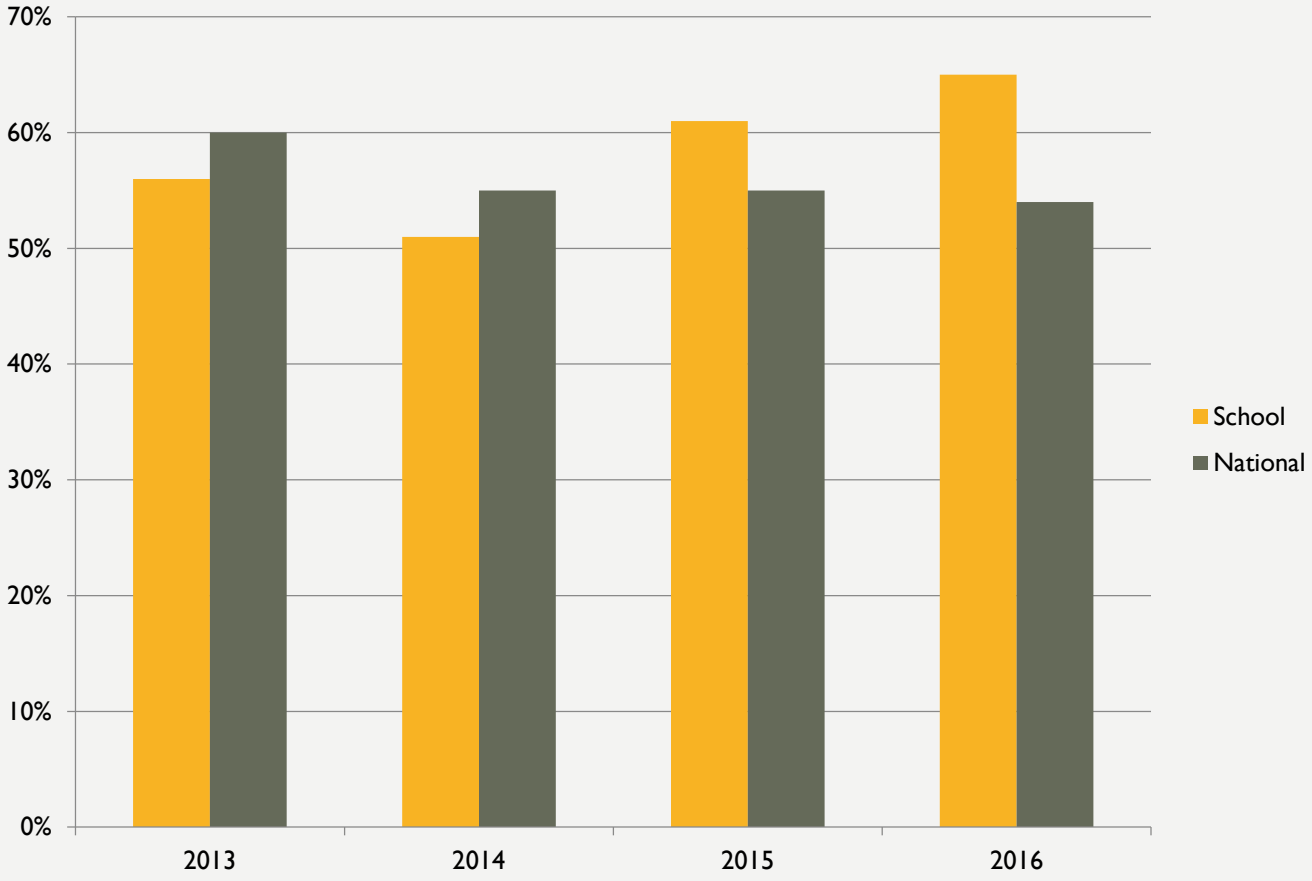

65%

RESULTS 2016

- **Percentage of pupils who attained grade A* to C in English (EBacc)**

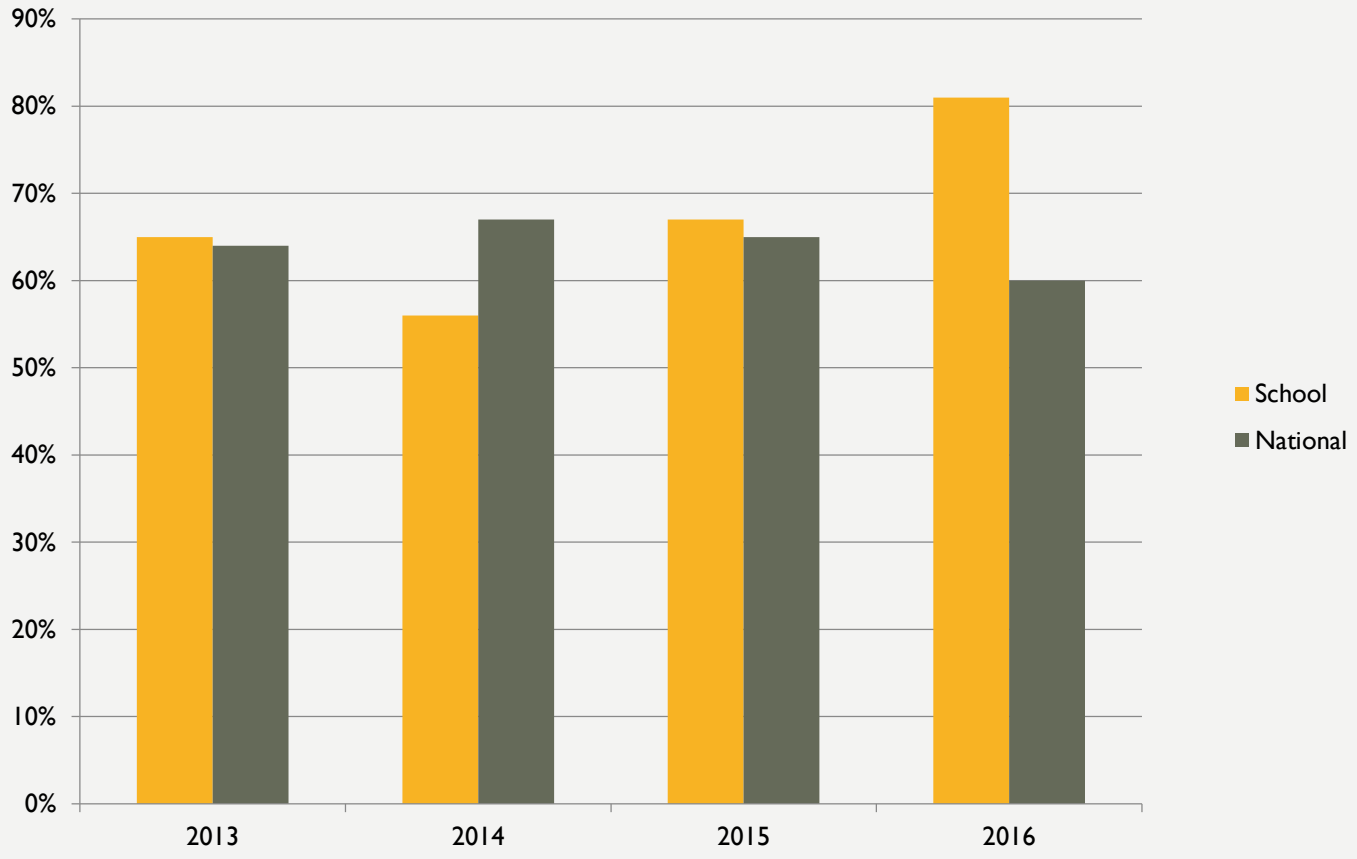

81%

RESULTS 2016

Percentage of pupils who attained grade A* to C in Mathematics (EBacc)

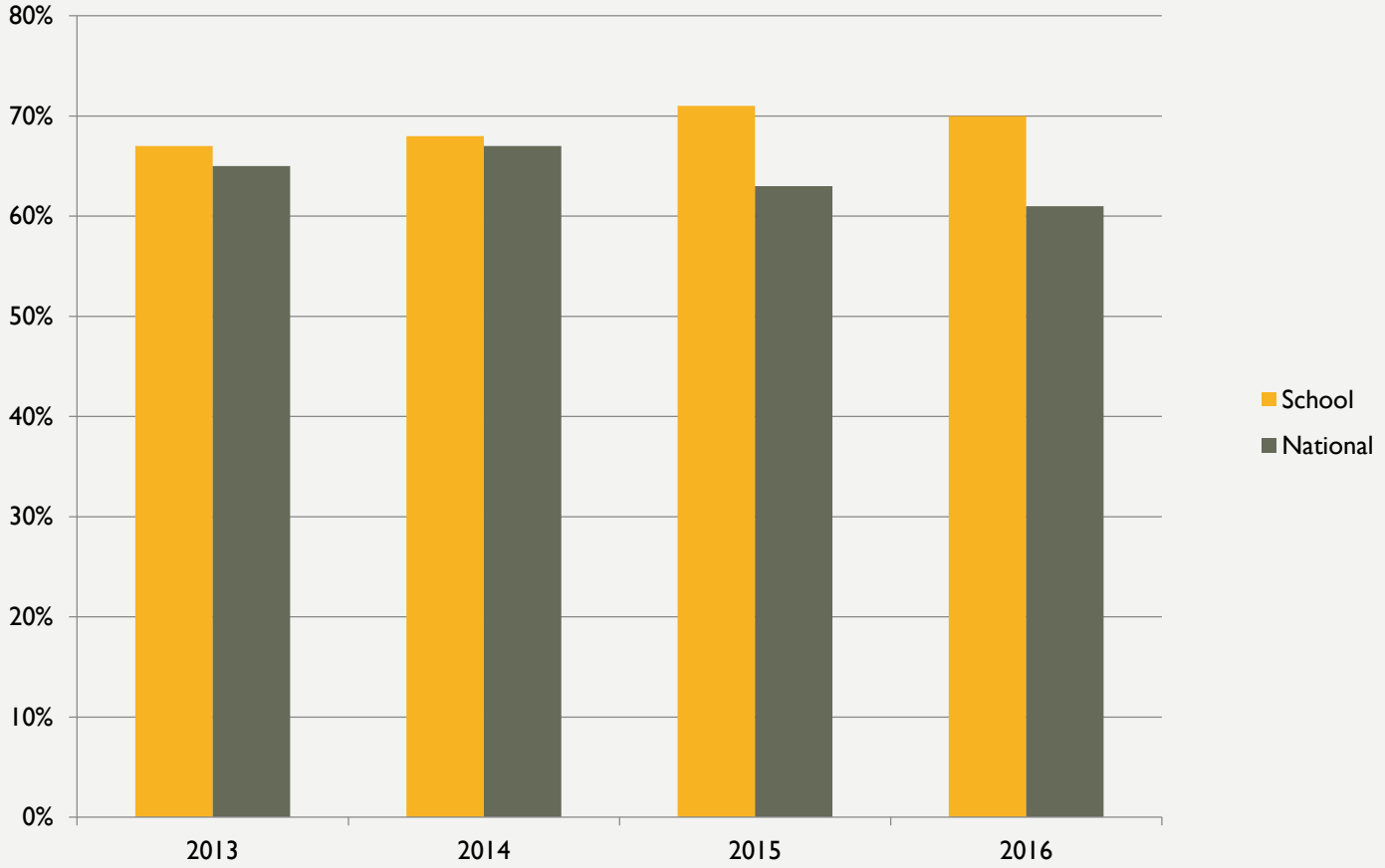

70%

STONEHENGE SCHOOL

RESULTS 2016

New Basics Measure - Percentage of pupils who attained grade A* to C in English and Mathematics (EBacc)

69%

Expected progress in English

93%

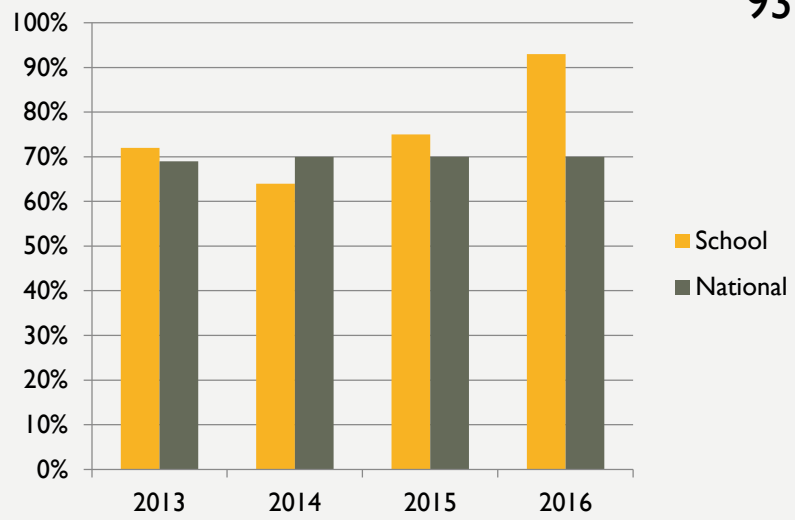

Expected Progress in Maths

77%

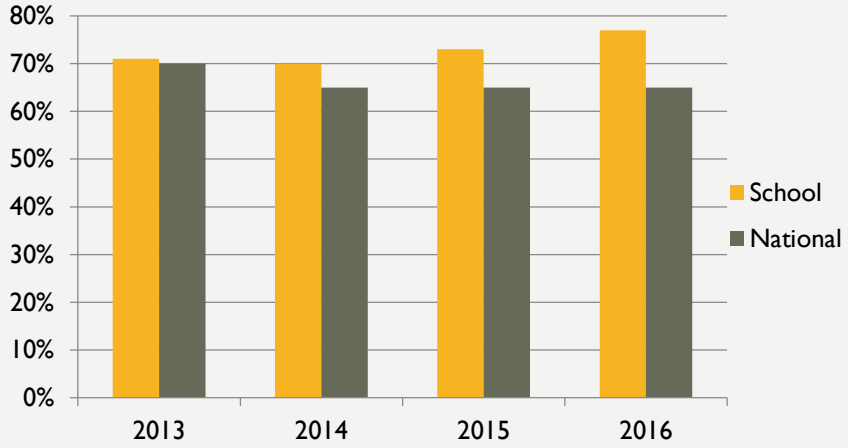

THE YEAR AHEAD

13th September 2016	**Pixl Curve results to be released.**
September	Year 11 expectation evening Mentoring for selected students (on-going)
October	Motivational reports
November	Growth mindset group
December	Mock exam series Launch Prom passport
January 19th	Year 11 Parent's evening
March/April	Walking Talking mock series
April	Easter revision

NEW TUTOR GROUPS

- Mr Wooster – English
- Mr Cornelius – Maths
- Miss Bowie – Aspiring to Further or Higher Education
- Mr Church – Science
- Mr Woods - ECDL

AFTER SCHOOL SESSIONS

- Monday – Geography, Spanish, IT with DPW
- Tuesday – none (staff in meetings but some may be invited to stay)
- Wednesday – Computing, PE, Geography, French, German, Philosophy + Ethics, Science,
- Thursday – Health + Social Care, Maths from November, Textiles, English, Computing, Art, Music, History, Science (some weeks)
- Friday – IT with JLP, Business Studies
- HW club is Monday to Thursday too.

ENGLISH AND MATHS

A* - G	9 - 1
A*+	9
A*-	8
A+	8-
A	7
A-	6+
B+	6
B	6
B-	5+
C+	5
C	4+
C-	4

A* - G	9 - 1
D+	3+
D	3
D-	2+
E+	2
E	2
E-	2-
F+	1+
F	1
F-	1
G+	1-
G	0
G-	0

STONEHENGE SCHOOL

PIXL CURVE – ENGLISH

PRE-PUBLIC EXAMINATION IN ENGLISH (GCSE STYLE)

Paper 1	
Question 1	
Question 2	
Question 3	
Question 4	
Question 5 AO5	
Question 5 AO6	

Paper 2	
Question 1	
Question 2	
Question 3	
Question 4	
Question 5 AO5	
Question 5 AO6	

Your current level	
Exam Score	61
Exam Grade	5
You needed to have scored 72 to get a grade 6	

The exam grade shown is what you obtained in this specific test amongst the other students in PiXL schools who took this test in June/July 2016. It cannot be used as a prediction of the grade you would get in your actual exam at your current level.

PIXL CURVE – MATHS

PRE-PUBLIC EXAMINATION IN MATHS (GCSE STYLE)

Algebra	
quadratic simultaneous equation	
Complete a Venn diagram given elements defined using the	
algebraic probability expression	
algebraic probability problem	
algebraic probability tree diagram	
algebraic proof	
cos graph coordinates	
expand a product of two binomials	
factorise (one bracket)	
factorise quadratic expression	
find equation of a line thrrugh a point, perpendicular to	
find f(x) given x from graph	
find roots using a graph	
find the equation of a straight line from its graph	
find the largest inequality which staifies the expression	
find the nth term of a sequence	
generate terms of a sequence, given the rule	
integer values of an inequation	
rearrange equation	
rearrange formula	
set up and solve simultaneous linear equations	
show root of equation between two values	
show the terms of a sequence where terms are given in	
simplify algebraic fraction	
sketch a velocity time graph	
sketch transformatioin of cos x	
solve a linear inequality	
solve linear inequality	
solve quadratic using formula or complete square	
using iterative formula	

Data Handling	
calculate distance using a distance time graph	
cumulative frequency graph	
cumulative frequency table	
draw a box plot	
draw a histogram	
estimate the mean from grouped frequency	
estimate using a box plot	
examine effects of changing a variable in a question	
identify the modal class interval	
interpret a box plot	
interpret data on cumulative frequency graph	
probability	
probability - draw venn diagram	
probability from venn diagram	
use samples from a population	

Number	
determine whether a number is part of a sequence	
direct proportion	
dividing fractions problem	
evaluate indices and a root	
find f(x) given function	
find value of f(x) given x	
listing outcomes	
multiply numbers in decimal form	
negative indices	
order numbers in standard form	
probabiity problem (no replacement)	
provide reasoned argument	
ratio pproblem	
recurring decimal to fraction proof	
reverse percentage problem	
simplyfy and ratiionalise surds	
solve problems involving ratio	
solve problems involving ratio and percentages	
standard form	
understanding percentage	
upper and lower bounds	
use approximations to calculate costs	
use exchange rates to convert prices	
use multi-steps to solve problems involving four operations	
write a number in surd form	

Shape, Space & Measures	
3D Pythagoras and trigonometry	
Use Pythagoras to solve perimeter problems	
apply properties of quadrilaterals and set up and solve	
apply trigonometry to right-angled triangles	
calculate area of compound shapes involving trapeziums	
changing metric units	
circle theorem problem	
congruence proof in circle	
describe an enlargement	
draw a plan view	
draw a side elevation	
enlarge a shape using a negative scale factor	
equation of tangent to circle	
estimate volume of a sphere	
find coordinates of turning point	
find length of an arc	
find surface area for similar cylinder	
find volume for similar cylinder	
form and solve an equation and find area of triangle	
gradient of line given two points	
identify under or overestimate	
justify use of estimates in calculations	
sine/cosine rule to find area of parallelogram	
solve problems involving speed distance and time	
use compound units	
vector	
vector proof	
volume of cone/cyllinder problem	
work out compound interest rate	

TIPS

- ✓ **Do lots of past paper questions:** Often similar questions will keep popping up in exams; practice will make perfect!
- ✓ **Going to after school revision classes:** Take advantage of the subject teacher being there so you can work through any problems.
- ✓ **Question and answer with a partner**: This may not only be good for 'bouncing ideas' off each other, but also offer moral support. Remember: you are not alone!
- ✓ **Teach someone else the content**: If you can do this so that someone else can understand, you know that *you* really know the content.
- ✓ **Condensing your notes into bullet points/ small revision cards**: This will help you to 'chunk' information together and make the task look less intimidating.
- ✓ **Start revising early**: Months, not days, before the exam. Give you and your brain some time to organise and make a revision plan.
- ✓ **Don't spend time revising things you know!** Though this makes you feel great you need to revise the things you *don't* know as that content may come up too!
- ✓ **Don't spend too long making your notes look pretty**: Be brave and start learning the content instead of worrying about how the content looks!
- ✓ **Use anagrams, make up stories or funny sayings to help you remember**: Making the content 'fun' will help you remember!
- ✓ **Take short breaks**: It is a proven fact that teenagers (and even adults!) cannot focus for longer than 40 – 60 minutes without a break. Try the 30/10 rule; 30 minutes of revision/ 10 minute break.

REVISION TIMETABLE

Sun	Mon	Tues	Wed	Thurs	Fri	Sat
20mins *Maths* *Algebra*	20mins					
20mins						
20mins						
20mins						

TYPICAL REVISION TIMES: 4 X 20MIN BLOCKS A DAY

Verbal/linguistic intelligence

- using language to present your ideas, to express your feelings or to persuade others

Logical/mathematical intelligence

- reasoning, logical thinking; handling mathematical problems

Visual/spatial intelligence

- creating and interpreting visual images; thinking in three dimensions

Bodily/kinesthetic intelligence

- feeling and expressing things physically; doing hands-on work

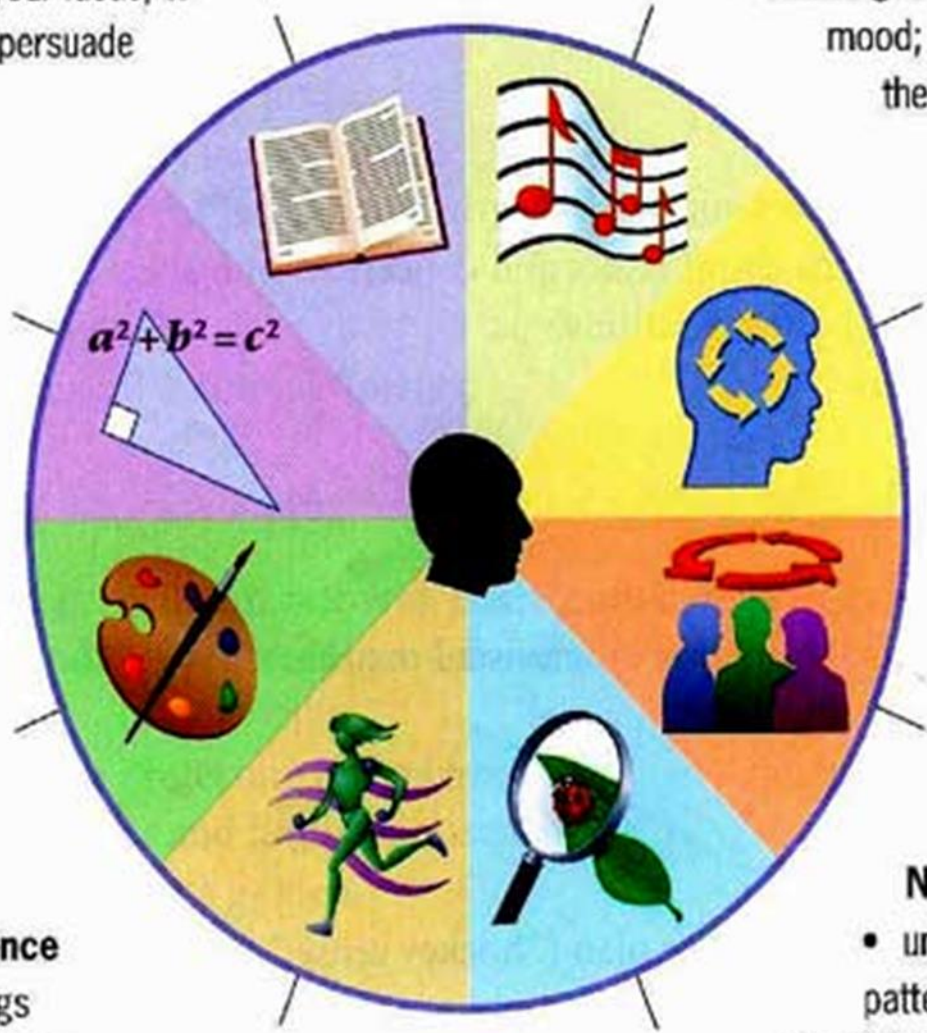

Musical/rhythmic intelligence

- creating and feeling a rhythm to express a mood; detecting and analysing musical themes

Intrapersonal intelligence

(within the self)

- understanding your own interior thoughts and feelings in a very clear way

Interpersonal intelligence

(between people)

- understanding the feelings, needs and purposes of others

Naturalist intelligence

- understanding nature, seeing patterns in the way nature works; classifying things

STONEHENGE SCHOOL